

# WriteView from SHARP

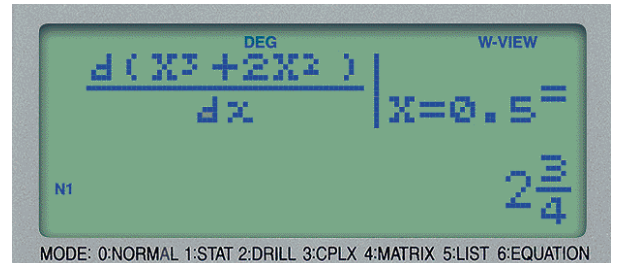
## 4 Key Points

### 1. Clear and easy to understand

#### View as it is Written

Hence, 'WriteView'...

This is useful while editing and showing results. Helps with learning as it is easy for pupils to follow lessons.



MODE: 0:NORMAL 1:STAT 2:DRILL 3:CPLX 4:MATRIX 5:LIST 6:EQUATION

### 2. Flexible, easy to use and time saving

#### Assignable Function Keys

In addition to a category leading 335 functions,



there are 4 User assignable keys allowing functions that require 2 or 3 key strokes to be assigned to a single key. These keys D1—D4 save time and can be reassigned at will.

### 3. Easy to navigate and Minimise Mistakes

#### Four Independent Cursor Keys

Independent cursor key for faster, easier inputs and editing.




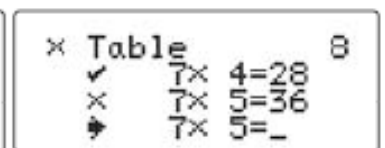
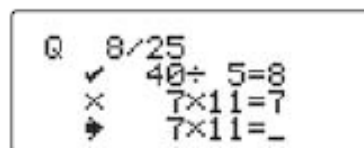
### 4. Exercise the brain

#### Unique Drill Function

A unique feature for a product of this class, there are 2 types of random drills available.

(1) Maths drill

(2) Times Tables drill



# USER GUIDE

## ELW531 PC Emulation Program

Clear, Direct, Simple and easy to use


**SHARP**

### Exact Replication on a PC

The **SHARP EL-W531 WriteView PC Emulation Program**

enables all the functions of the calculator to be exactly replicated on a PC.

A stylised, clear and easy to read image of the EL-531 *WriteView* calculator keyboard and display is presented on the PC screen.



Point and click the PC mouse to select and activate the keys of the *WriteView* image – the display will show the correct response.

### Involve the Whole Class

It is now possible to get all your students, all at the same time, to follow the techniques of using scientific calculators. With Sharp's **EL-531 PC Emulation Program** you can show the steps in solving a problem via your PC and a data projector . With an interactive whiteboard touch-key teaching is a reality : students can demonstrate their own solutions and the whole class is involved.

***Not just for the pupils...***

**SHARP**

***With a single mouse click...***



The ***EL-W531 PC Emulation Program*** enables you to capture easily with a single click, the calculator screen displays and you can use these images in class notes, homework sheets or as a summary at the end of class .

***Teachers benefit too...***

Sharp have given thought not just to the design of the **EL-W531 WriteView** but also to how ***teachers can benefit*** from and be supported by Sharp's investment in resources and materials.

Sharp's ***EL-W531 PC Emulation Program*** has been specifically written to be a powerful aid to support your teaching. **The *EL-W531 Emulation Program* succeeds in being clear, direct, simple and easy to use.**

***Remember...***

- All calculator screen display images in a single dedicated folder.
- No writing to the Windows clipboard.
- Review, rename and delete captured screen display images by working directly with the image folder.
- Use these images in the creation of your own handouts, class notes, worksheets and presentations.
- Clear
- Direct
- Simple
- Easy to use